
特点 Features:

- 触点容量: 3A触点切换能力
Switching capability: 3A.
- 高灵敏度: 线圈功率200mW
High Sensitivity: 200mW coil power.
- 小型尺寸 Small size: (15.5x10.6x11.5)mm

触点参数 CONTACT DATA

型号	Model	YX103
触点形式	Contact Arrangement	1C
接触电阻	Contact Resistance	100mΩ Max.
触点材料	Contact Material	银合金 Silver Alloy
额定负载(阻性)	Contact Rating (Res.Load)	3A 250VAC/28VDC
最大切换电流	Max. Switching Current	3A
最大切换电压	Max. Switching Voltage	250VAC/28VDC
最大切换功率	Max. Switching Power	750VA/84W
机械寿命	Mechanical endurance	1x10 ⁷ 次 OPS
电气寿命	Electrical endurance	1x10 ⁵ 次 OPS

性能参数 CHARACTERISTICS

吸合时间(额定电压下)	Operate Time (at nomi.volt.)	10ms Max.
释放时间(不带二极管)	Release Time (without diode)	4ms Max.
绝缘电阻	Insulation Resistance	100MΩ Min.(500VDC)
介质耐压	Dielectric Strength	触点与触点间 Between Open Contacts : 500VAC, 50/60Hz 1 min.
		触点与线圈间 Between Coil & Contacts: 750VAC, 50/60Hz 1 min.
抗振性	Vibration resistance	误动作 Functional: 10~55Hz 双振幅 1.5mm (DA)
		耐久 Destructive: 10~55Hz 双振幅 1.5mm (DA)
抗冲击	Shock resistance	误动作 Functional: 10G Min.
		耐久 Destructive: 100G Min.
环境温度	Ambient Temperature	-30°C~+85°C (不冷凝 No condensation)
重量	Unit Weight	约 Approx. 3.6g

线圈参数 COIL DATA (at 23°C)

额定电压 Rated voltage (VDC)	额定电流 Rated current ±10%(mA)	线圈电阻 Coil resistance ±10%(Ω)	最大连续外加电压 Max allowable voltage VDC (Max.)	吸合电压 Operate voltage VDC (Max.)	释放电压 Release voltage VDC (Min.)	额定功率 Rated coil power (W)
3	66.7	45	额定电压的 of rated voltage 130 %	额定电压的 of rated voltage 75 %	额定电压的 of rated voltage 5 %	约 approx. 0.2
5	40.0	125				
6	33.3	180				
9	22.2	405				
12	16.7	720				
24	8.3	2,880				
3	120.0	25	额定电压的 of rated voltage 130 %	额定电压的 of rated voltage 75 %	额定电压的 of rated voltage 5 %	约 approx. 0.36
5	72.0	69				
6	60.0	100				
9	40.0	225				
12	30.0	400				
24	15.0	1,600				

线圈参数 COIL DATA (at 23°C)

额定电压 Rated voltage (VDC)	额定电流 Rated current ±10%(mA)	线圈电阻 Coil resistance ±10%(Ω)	最大连续外加电压 Max allowable voltage VDC (Max.)	吸合电压 Operate voltage VDC (Max.)	释放电压 Release voltage VDC (Min.)	额定功率 Rated coil power (W)
3	150.0	20	额定电压的 of rated voltage 130 %	额定电压的 of rated voltage 75 %	额定电压的 of rated voltage 5 %	约 approx. 0.45
5	90.0	56				
6	75.0	80				
9	50.0	180				
12	37.5	320				
24	18.8	1,280				

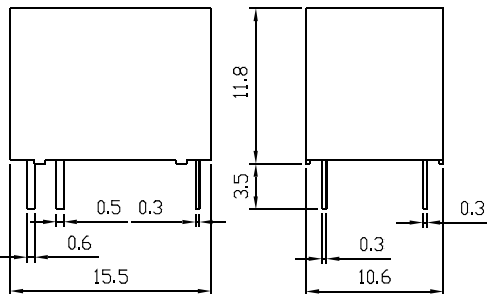
订货标记示例 ORDERING INFORMATION

YX103	-12VDC	-1	C	S	
					封装形式 Protective construction : S-塑封式 S-Flux proofed
					触点形式 Contact form : C-转换, C-Form C
					触点组数 Number of poles : 1-1组 1-1 Group
					线圈规格 Coil voltage : 03,05,06,09,12,24 (VDC)
					基本型号 Type designation : YX103

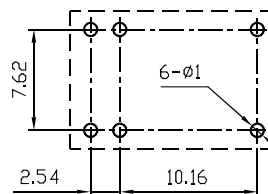
外形尺寸、接线图、安装孔位图 (单位: mm)

OUTLINE DIMENSIONS, WIRING DIAGRAM AND PCB LAYOUT (Unit: mm)

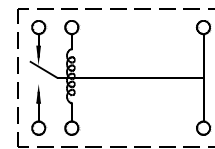
外形尺寸
Outline Dimensions



安装孔位图 (底视图)
PCB Layout (Bottom View)



接线图 (底视图)
Wiring Diagram (Bottom View)

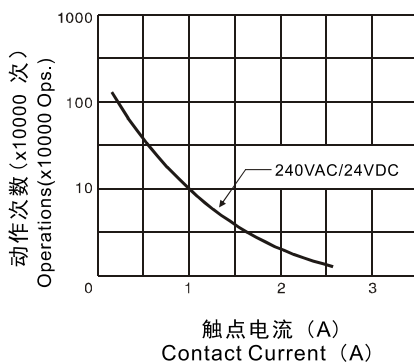


注 Remark :

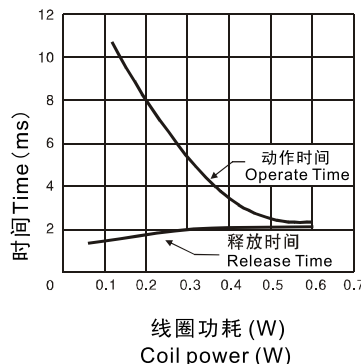
- 1.未标注尺寸公差. Unmarked dimensional tolerance. $\leq 1\text{mm}$: $\pm 0.2\text{mm}$; $(1\sim 5)\text{mm}$: $\pm 0.3\text{mm}$; $\geq 5\text{mm}$: $\pm 0.4\text{mm}$.
- 2.安装孔尺寸公差. The tolerance of PCB layout is always: $\pm 0.1\text{mm}$.
- 3.引出脚尺寸为预焊前尺寸. Extended terminal dimension is dimension before soldering.

性能曲线图 CHARACTERISTIC CURVES

寿命曲线
Endurance Curve



动作时间
Operate Time



线圈温升
Coil Temperature Rise

